
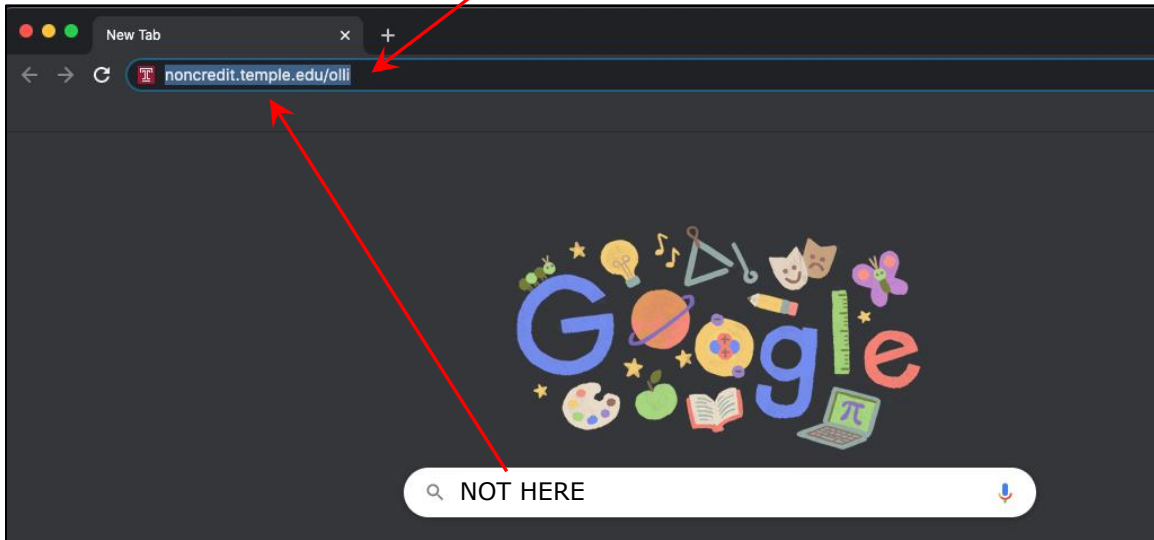


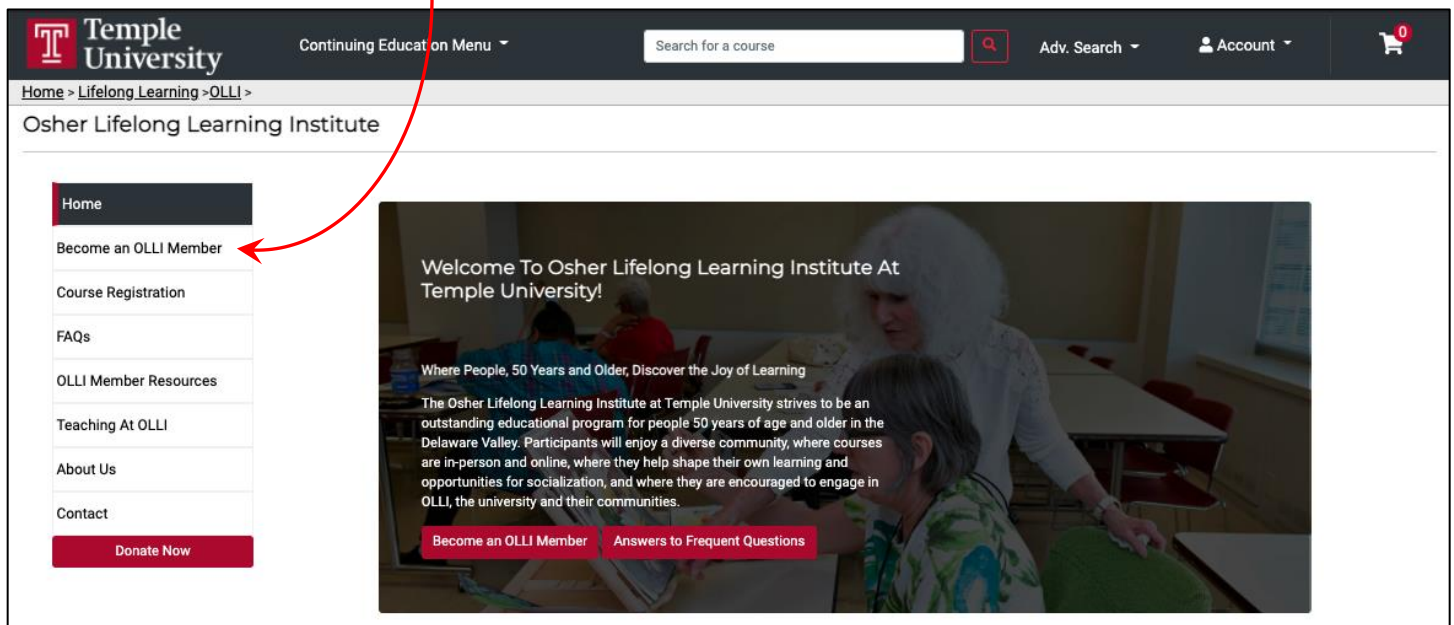
How To Enroll in an OLLI Membership

Open a browser (Google Chrome  is recommended)

Type noncredit.temple.edu/olli into the address bar at the top of the browser window or click on the link



The OLLI homepage will load, and it will look similarly to this. Please click on the 'Become an OLLI Member' link on the left side of the page.



You will now see a list of all membership options.


You can select the [Add to cart](#) button, or you can click on the course name for more information about that membership.

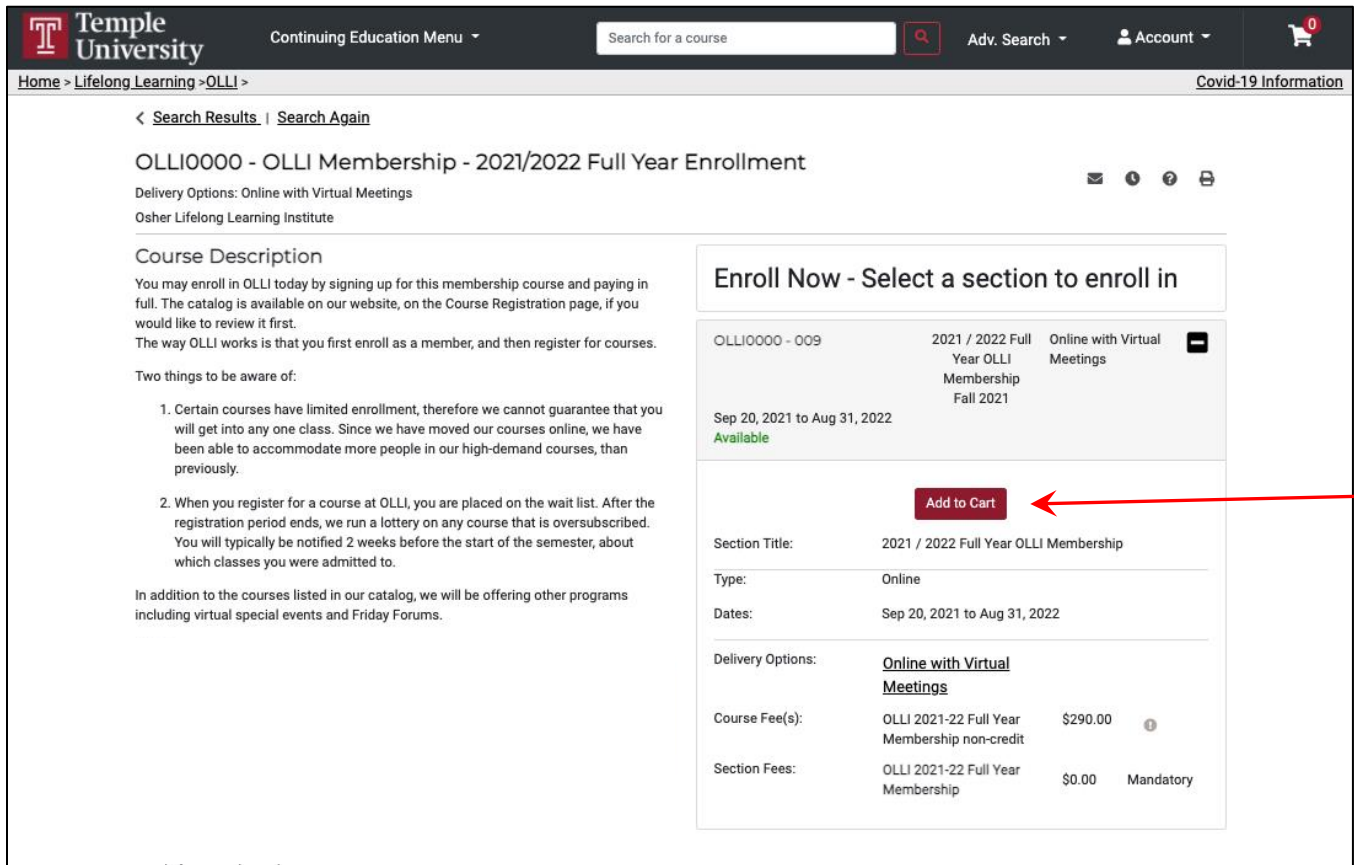
This is what the page looks like today.

The screenshot shows the Temple University website's Osher Lifelong Learning Institute page. The header includes the Temple University logo, a search bar, and navigation links for 'Continuing Education Menu', 'Adv. Search', 'Account', and a shopping cart icon with a '0' notification. The breadcrumb trail is 'Home > Lifelong Learning > OLLI >'. The main heading is 'Osher Lifelong Learning Institute'. On the left is a navigation menu with links: Home, Become an OLLI Member (highlighted), Course Registration, FAQs, OLLI Member Resources, Teaching At OLLI, About Us, and Contact. A 'Donate Now' button is at the bottom of the menu. The main content area features a 'Become an OLLI Member' section with introductory text and a 'We recommend you enroll online...' paragraph. Below this is a table titled 'OLLI MEMBERSHIP OPTIONS' with columns for COURSE NAME, START DATE, END DATE, and CHECKOUT. Two rows are visible: '2021 Fall Semester OLLI Membership' and '2021 / 2022 Full Year OLLI Membership', each with an 'Add to cart' button. A search bar and pagination controls (Showing 1 to 2 of 2 entries, Previous, 1, Next) are also present.

If you click on the membership name, it will take you to a page that will look like this.

The screenshot shows the detailed page for 'OLLI0000 - OLLI Membership - 2021/2022 Full Year Enrollment'. The header is identical to the previous screenshot. The breadcrumb trail is 'Home > Lifelong Learning > OLLI >'. Below the breadcrumb are links for '< Search Results | Search Again'. The main heading is 'OLLI0000 - OLLI Membership - 2021/2022 Full Year Enrollment'. The page includes 'Delivery Options: Online with Virtual Meetings', 'Osher Lifelong Learning Institute', and a 'Course Description' section. The description explains enrollment requirements and provides two things to be aware of: 1. Limited enrollment and waitlists, and 2. Registration process and notification. At the bottom, it mentions other programs like virtual special events and Friday Forums. On the right, there is an 'Enroll Now - Select a section to enroll in' section with a table. The table has columns for course ID, title, and delivery method. One row is visible: 'OLLI0000 - 009', '2021 / 2022 Full Year OLLI Membership Fall 2021', and 'Online with Virtual Meetings'. A red arrow points to a '+' icon in the rightmost column of this row. Below the table, it says 'Sep 20, 2021 to Aug 31, 2022 Available'.

Please click on the  to view more details and to Add to Cart.



Temple University Continuing Education Menu Search for a course Adv. Search Account

Home > Lifelong Learning > OLLI > Covid-19 Information

< Search Results | Search Again

OLLI0000 - OLLI Membership - 2021/2022 Full Year Enrollment

Delivery Options: Online with Virtual Meetings
Osher Lifelong Learning Institute

Course Description




You may enroll in OLLI today by signing up for this membership course and paying in full. The catalog is available on our website, on the Course Registration page, if you would like to review it first.
The way OLLI works is that you first enroll as a member, and then register for courses.

Two things to be aware of:

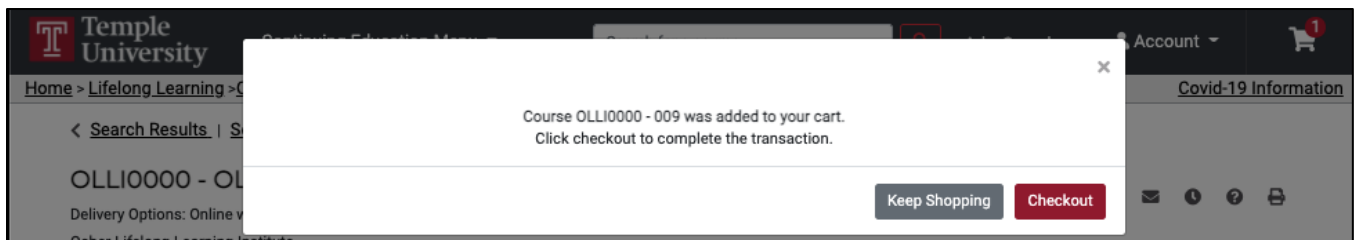
1. Certain courses have limited enrollment, therefore we cannot guarantee that you will get into any one class. Since we have moved our courses online, we have been able to accommodate more people in our high-demand courses, than previously.
2. When you register for a course at OLLI, you are placed on the wait list. After the registration period ends, we run a lottery on any course that is oversubscribed. You will typically be notified 2 weeks before the start of the semester, about which classes you were admitted to.

In addition to the courses listed in our catalog, we will be offering other programs including virtual special events and Friday Forums.

Enroll Now - Select a section to enroll in

OLLI0000 - 009	2021 / 2022 Full Year OLLI Membership Fall 2021	Online with Virtual Meetings	
Sep 20, 2021 to Aug 31, 2022 Available			
Add to Cart 			
Section Title:	2021 / 2022 Full Year OLLI Membership		
Type:	Online		
Dates:	Sep 20, 2021 to Aug 31, 2022		
Delivery Options:	<u>Online with Virtual Meetings</u>		
Course Fee(s):	OLLI 2021-22 Full Year Membership non-credit	\$290.00	
Section Fees:	OLLI 2021-22 Full Year Membership	\$0.00	Mandatory

After clicking the *Add to Cart* button, you will receive this notification.



Temple University Continuing Education Menu Search for a course Adv. Search Account

Home > Lifelong Learning > OLLI > Covid-19 Information

< Search Results | Search Again

OLLI0000 - OLLI Membership - 2021/2022 Full Year Enrollment

Delivery Options: Online with Virtual Meetings
Osher Lifelong Learning Institute

Course OLLI0000 - 009 was added to your cart.
Click checkout to complete the transaction.

[Keep Shopping](#) [Checkout](#)


Clicking on the *Checkout* button will take you to the Cart. Please click on one of the Checkout buttons to begin the checkout process. If you have a discount code, please click this box and a textbox will appear where you can enter in that code.

Temple University Continuing Education Menu Search for a course Adv. Search Account

Home > Lifelong Learning > OLLI > Covid-19 Information

Cart (1 Item)

Keep Shopping Checkout

Item	Options	Quantity	Subtotal
 2021 / 2022 Full Year OLLI Membership OLLIO000 - 009 Fee: \$290.00 Osher Lifelong Learning Institute Remove	Fee: OLLIO 2021-22 Full Year Membership \$290.00 Delivery Options: <input checked="" type="checkbox"/> Online with Virtual Meetings \$0.00 <input type="checkbox"/> Apply a discount Other Fees: <input checked="" type="checkbox"/> OLLIO 2021-22 Full Year Membership \$0.00	1	\$290.00
Subtotal			\$290.00
Total			\$290.00

Keep Shopping Checkout

[Registration Policies](#)

You will now be asked to log in to your DestinyOne account. If you are having difficulty, do not create a new account. Instead, please click *Having trouble logging in? Click here.* for help.

Temple University Continuing Education Menu Search for a course Adv. Search Account

Home > Checkout

[My Profile](#) / [Payment](#) / [Receipt](#)

Log In or Create an Account

Please select one of the following options

I already have a Temple University account

AccessNet Account Login

Login with your Temple student, faculty, or staff AccessNet account (same username as your Temple Email and TUPortal).

[Having trouble logging in? Click here.](#)

Log In with AccessNet

Non-Credit (DestinyOne) Account Login

Log in using your Non-Credit (DestinyOne) account.

[Having trouble logging in? Click here.](#)

[Forgot User Name](#)

User Name (case sensitive)

[Forgot Password](#)

Password (case sensitive)

Log In with Non-Credit Account

I am a new user

Create a new Non-Credit account. A password will be emailed to you on completion of making your account. Please enter your primary email address to continue.

[Having trouble creating an account? Click here.](#)

Email Address

Retype Email Address

Select one of the following options:

Participant is over 18 years of age

Participant is under 18 years of age

Create Account

Once you've logged in successfully, you'll have 30 minutes to confirm the items in your cart and when you're ready to check out, please select the appropriate vaccination requirement option, the Policy Confirmation checkbox, and then click the *Continue Checkout* button.

Temple University Continuing Education Menu Adv. Search Hi, James

[Home](#) > [Covid-19 Information](#)

Checkout

[My Profile](#) / [Payment](#) / [Receipt](#)

Payment


Confirmation

You have 30 minutes to complete the transaction. Your reservations will expire in 29:27.

Profile Summary

Name: James Bond
Preferred Address: Home: 1515 Market Street Suite 400, Philadelphia, PA , 19102, USA
Preferred Phone Number: Home: (215) 2041505
Preferred Email: ollikate@temple.edu
Employer:
[View My Profile or Make Changes](#)

Cart

Item	Selected Options	Quantity	Subtotal
 2021 / 2022 Full Year OLLI Membership OLL10000 - 009	Fee: OLL1 2021-22 Full Year Membership \$290.00 Delivery Options: Online with Virtual Meetings \$0.00 Other Fees: OLL1 2021-22 Full Year Membership \$0.00	1	\$290.00
Subtotal			\$290.00
Total			\$290.00

Select a payment method:*

Credit Card Other methods

After clicking Continue Checkout, you will be redirected to another page to complete your purchase securely.

Questionnaire

Respond to the following questions

The following questions are for your enrollment in a course belonging to OLLI - Membership Courses

Temple Vaccination Requirement

Due to the rise in COVID-19 cases in our area and in accordance with new mandates issued by the city of Philadelphia Board of Health, Temple University will now require all students, faculty, staff and contractors to be fully vaccinated in order to safeguard the health and wellness of our community. This includes students enrolled in non-credit courses and programs. Please select how you will comply with Temple University's vaccination requirements. For more information on Temple University's response to COVID-19, please visit <https://www.temple.edu/coronavirus>.

Please select how you will comply with Temple University's vaccination requirements:*

- I will provide a copy of my vaccination record showing my final vaccine dose two weeks prior to the first day of class.
- I will submit a medical or religious exemption request prior to the first day of class. I understand if my waiver is approved, I will still have to be tested for COVID-19 at least once a week. If my waiver is denied, I will not be permitted to attend my program in person, and must discuss with my program director if an online option is available.
- I am enrolled in an entirely online course and will not be attending this course in person.

Policy Confirmation

The policies, requirements, course offerings, schedules, activities, tuition, fees, location, and calendar of Temple University Continuing Education and Non-Credit programs are subject to change without notice at any time at the sole discretion of the administration. Such changes may be of any nature, including, but not limited to, the elimination of programs, classes, or activities; the relocation or modification of the content of any of the foregoing; and the cancellation of scheduled classes or academic activities. Payment of tuition or attendance of any class shall constitute a student's acceptance of the administration's rights as set forth in the above paragraph.

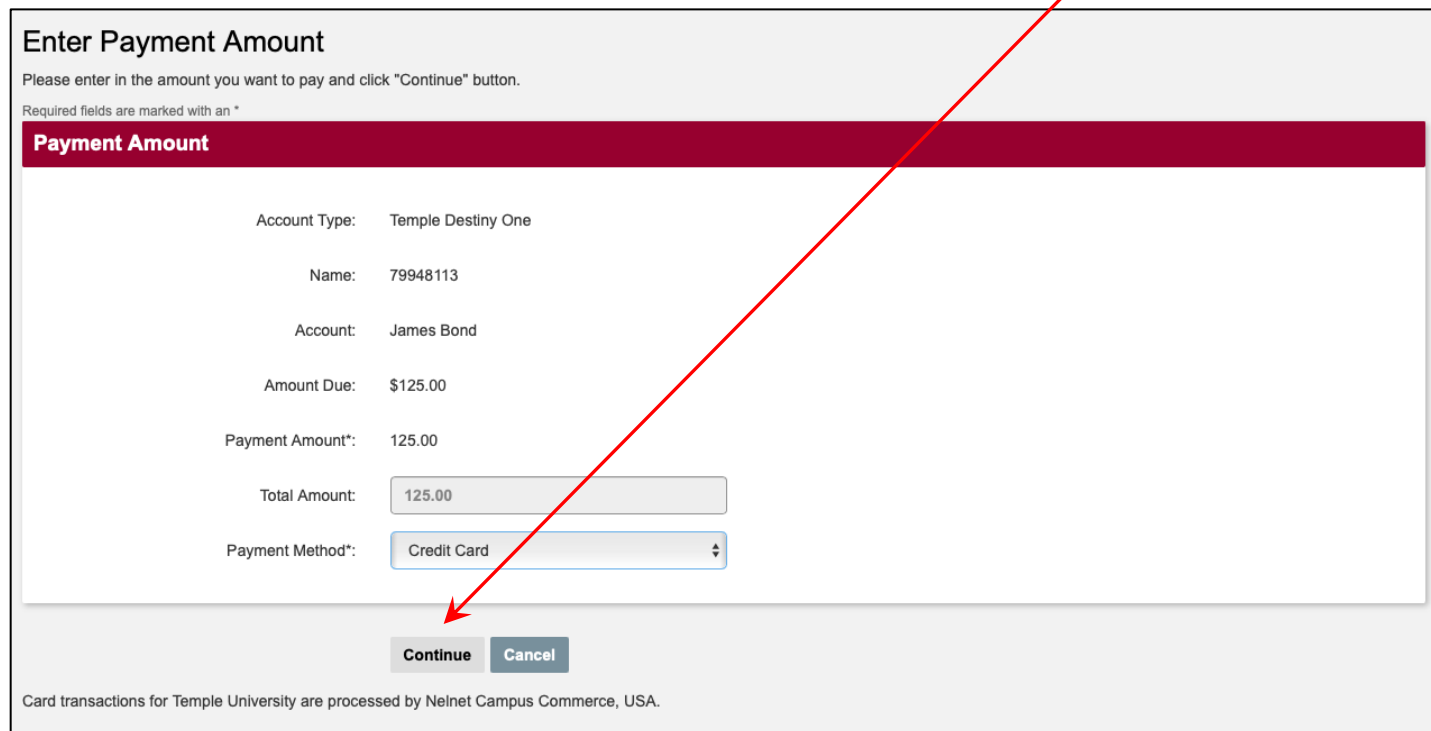
I have read and understand the drop, transfer, refund, security, and privacy policies and approve the settlement of any amount owing with my chosen payment method. *

[Print Registration Policies](#)

[Keep Shopping](#) [Continue Checkout](#)

[Registration Policies](#)

After clicking the *Continue Checkout* button, you will be taken to a screen that will start the process of paying with a credit card. When you are ready, please click Continue.



Enter Payment Amount

Please enter in the amount you want to pay and click "Continue" button.

Required fields are marked with an *

Payment Amount

Account Type: Temple Destiny One

Name: 79948113

Account: James Bond

Amount Due: \$125.00

Payment Amount*: 125.00

Total Amount:

Payment Method*:

Card transactions for Temple University are processed by Nelnet Campus Commerce, USA.

The following screen will ask you for your payment details and you know that your membership enrollment is complete when you see a page entitled RECEIPT. A confirmation email will also be sent to you.

As always, if you have any questions, please don't hesitate to contact OLLI by email at olli@temple.edu or by phone at (215) 204-1505